



Microsoft

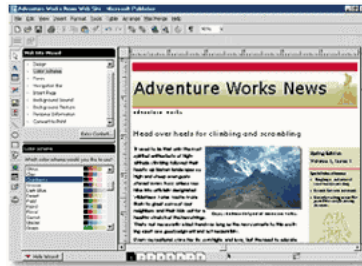
Microsoft® Graphics Studio

Publisher 2000

Microsoft Office Application

The World's Leading Business Desktop Publishing Program

Microsoft Publisher 2000 desktop publishing program gives you the tools to make a lasting impression. Familiar Microsoft Office tools and menus, professionally designed templates, and flexible customization make creating professional-quality publications for print and the Web easier than ever.



Easily Create and Publish Professional-Quality Business Publications

Whether you're creating a newsletter, brochure, Web site, or catalog, Publisher 2000 makes it a snap. Create, customize, and publish distinctive business publications—with less effort and better results than using a word processor.

Project a Consistent, Polished Identity Across All Your Communications

Automated design guidance and more than 40 coordinated Design Sets help you create a consistent look across all your materials.



Learn more about these topics in the Publisher 2000 brochure:

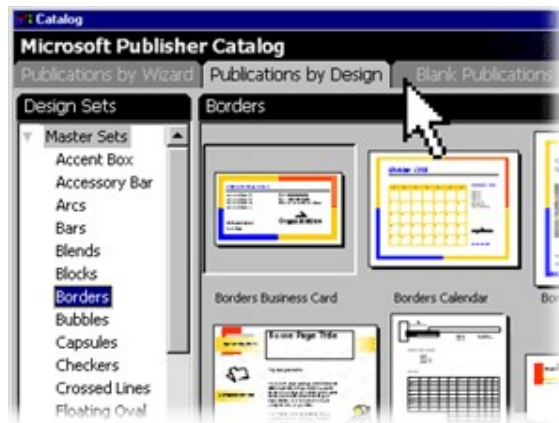
- [Easily Learn and Get Started](#)
- [Achieve Professional Results](#)
- [Publish Your Material Exactly the Way You Want](#)
- [System Requirements](#)

Easily Learn and Get Started

Start creating in no time—Publisher templates and wizards make it easy to create professional publications. And because Publisher 2000 shares familiar menus and toolbars with the rest of the Office family, you'll be up and running quickly, achieving great-looking results with less effort.

Select the Type of Publication You Need from the Catalog

Easily get started on your publication by choosing from more than **2,000 publication templates**, and more than **40 Design Sets** for a consistent look across all your materials, or start with a blank publication. From brochures and Web sites to newsletters and business cards, you're certain to find just the publication you need. Or try the new **Quick Publication Wizard** for fast and easy single-page designs and layouts that you can create in minutes.



Work in the Familiar Office Environment

Publisher 2000 is easy to learn and use because it works like Microsoft Word, including many of the menus, toolbars, and shortcuts you're used to.



Avoid errors and typos—**Spell It and AutoCorrect** catch spelling errors and typos as you work.

Add Impact to Your Communication with High-Quality Graphics

Easily insert images from the Clip Gallery, which has more than 15,000 pieces of clip art including 1,700 photographic images and 600 animated .GIFs.



Download additional images from the Publisher *Clip Gallery Live* Web site, which gets updated monthly with new content.

Quickly Navigate Through Pages

Visual page navigation makes it easier to work within multipage publications. Simply click on page thumbnails to switch back and forth between pages.



Achieve Professional Results

Whether you're a novice or an experienced designer, you can save time with Publisher 2000 and its built-in professional design guidance, plus enhanced automation tools that help you easily create and project a professional image across all your printed and online communications.

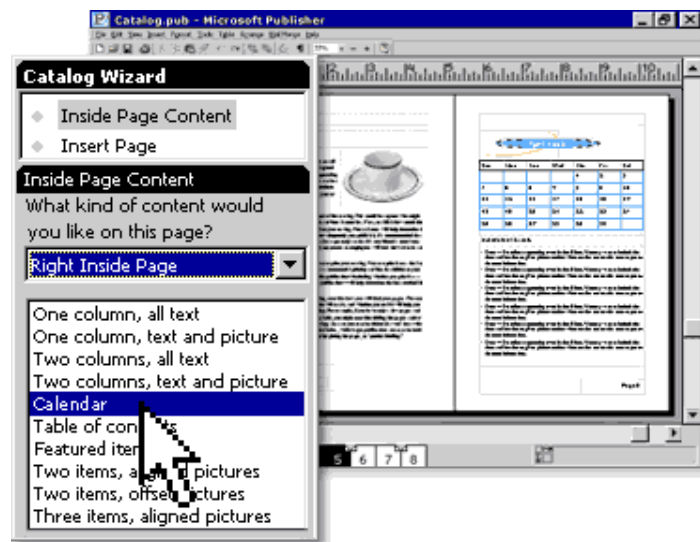
Easily Customize Your Publication to Create a Unique Look

Use the catalog wizard to change the design, Color Scheme, or layout with a click of the mouse. Experiment with more than **60 coordinated Color Schemes** or create your own.



Add Interest to Your Publication

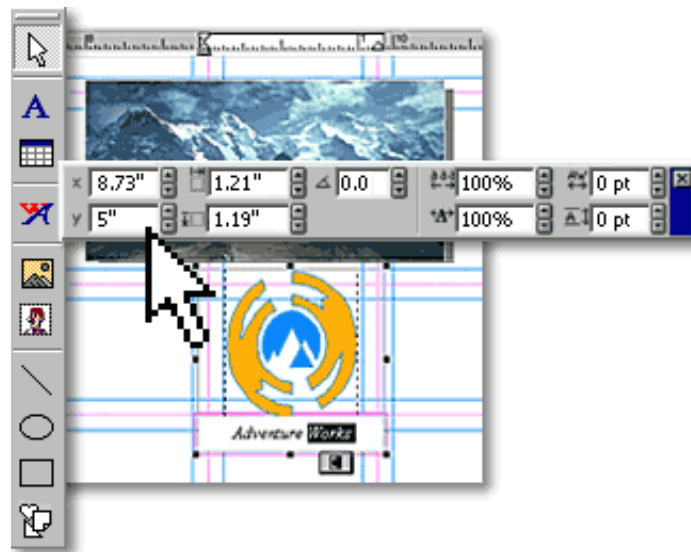
Use the wizard at any time to **apply and modify elements** throughout your publication. For example, easily add a calendar to your catalog with a single click in the Catalog Wizard, then customize it to suit your needs.



For additional design elements, choose from more than **425 Design Gallery elements**, such as advertisements for a newsletter and pull quotes for an article.

Use Powerful Desktop Publishing Tools

Get precise control over object positioning and advanced text editing, such as tracking, kerning, and scaling with the **Measurements toolbar**.



Easily add additional text, clip art, tables, shapes, and Design Gallery objects with the vertical **Objects Toolbar**.

Get Professional-Quality Photo Editing if You Acquire Microsoft Publisher 2000 Deluxe with Picture It!® 99

Use Picture It! 99 consumer photo-editing software to remove unwanted elements, change backgrounds, combine images from several photos, and accomplish other professional imaging techniques.



Pick from more than 50,000 professional clip-art, Web, and photographic images in Publisher Deluxe with Picture It! 99.

Publish Your Materials Exactly the Way You Want

Publisher 2000 provides a complete publishing solution for your desktop printer, copy shop, commercial printer, or the Web.

Take Advantage of Flexible Publishing Solutions

Easily print out your publication on your desktop printer or prepare your files for a copy shop. The new **Pack and Go Wizard** loads your file across multiple diskettes for easy transport.

For larger quantities or higher quality printing such as your business brochure or catalog, take your Publisher file to a commercial printer to create a 4-color or spot-color publication.



Provide the Advanced Tools Your Commercial Printer Needs

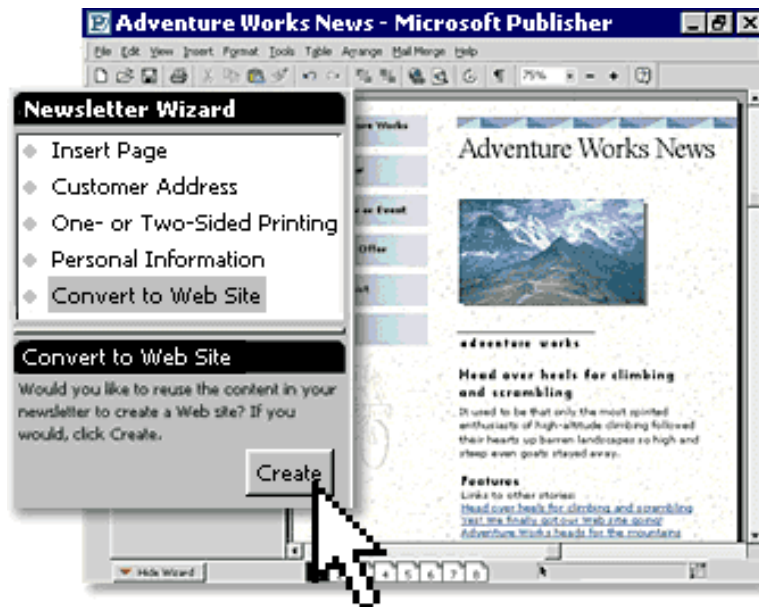
With a single click, a printer can convert Publisher files from **RGB to 4-color process (CMYK)** separations or spot color. Publisher 2000 also supports **PANTONE® Colors**, and offers advanced commercial printer tools for working with fonts, graphics, and trapping.



For a better understanding of the results you can achieve with the new commercial printing support in Publisher, visit your local print shop or commercial printer. To locate a print shop near you, search the Publisher Printer referral database online at the Publisher Web site.

Reuse Your Content on the Web

With Publisher 2000, you can **convert your newsletter or brochure into a Web site**—or vice versa—with just a few clicks.



Convert any publication to HTML for posting to the Web, or create a new Web site with the **Web Site Wizard**, which walks you through adding pages, design options, sounds, and backgrounds.

System Requirements

Get more from Publisher by getting it as part of Office 2000

Below you'll find the system requirements for Publisher 2000. First you can see which applications are included in each Office Suite.

	Premium	Professional	Small Business	Standard
Microsoft Office 2000				
Suite Contents				
<u>Microsoft Word</u> Word Processor	●	●	●	●
<u>Microsoft Excel</u> Spreadsheet	●	●	●	●
<u>Microsoft Outlook®</u> E-mail & Information Manager	●	●	●	●
<u>Microsoft Publisher</u> Desktop Publishing Program	●	●	●	
<u>Office Small Business Tools</u> Business & Customer Management	●	●	●	
<u>Microsoft Access</u> Database Management System	●	●		
<u>Microsoft PowerPoint®</u> Presentation Graphics Program	●	●		●
<u>Microsoft FrontPage®</u> Web Site Creation & Management	●			
<u>Microsoft PhotoDraw™</u> Business Graphics Program	●			

This page includes system requirements for Microsoft Publisher 2000 and Publisher 2000 Deluxe with Picture It! 99

To use Microsoft Publisher 2000, you need:

- Personal computer with a Pentium 90 or higher processor
- Microsoft Windows® 95 operating system or later or Windows NT® Workstation operation system version 4.0 with Service Pack 3 or later
- 16 MB of RAM for running with Windows 95 or Windows 98; 32 MB of RAM for running with Windows NT Workstation 4.0
- 127 MB of available hard-disk space for typical installation, which includes 25 MB for Clip Gallery image previews.

Note: The Publisher 2000 CD includes 13 MB of clip-art previews in addition to the typical installation that you can install or run directly off the CD-ROM

- CD-ROM drive
- VGA or higher-resolution monitor; Super VGA recommended
- Microsoft Mouse, Microsoft IntelliMouse®, or compatible pointing device

Optional:

- 9600 baud modem required for online features; 14,400 or higher-baud recommended
- Microsoft Internet Explorer 4.0 or higher (Internet Explorer 5 included), or compatible Web browser required for **Microsoft Clip Gallery Live**, Web Site Preview, and HTML Help
- Some Internet functionality may require Internet access and payment of a separate fee to a service provider, and local charges may apply

To use Microsoft Publisher 2000 Deluxe with Picture It! 99, you need the following system requirements in addition to those listed above:

- 100 MB for Clip Gallery image previews (50,000 extra images included on separate Publisher CD)
- 90 MB of available hard-disk space

Note: Internet access with a MAPI-enabled e-mail client is required to e-mail photos over the Internet (Outlook Express included). Internet access may require payment of a separate fee to a service provider, and local charges may apply.

Picture It! 99 is compatible with:

- Kodak digital cameras and scanners
- Hewlett-Packard PhotoSmart products
- Most other digital cameras, scanners, or printers
- Kodak PhotoNet Online
- MIX, FPX, JPEG, PCD, TIF, WMF, BMP, CDR, GIF, PCX, PNG, TGA, and more file formats

Pricing:

For pricing and upgrading eligibility information on Microsoft Publisher 2000 please visit the Office Web site at <http://www.microsoft.com/office>

© 1999 Microsoft Corporation. All rights reserved. This data sheet is for informational purposes only. MICROSOFT MAKES NO WARRANTIES, EXPRESS OR IMPLIED, IN THIS SUMMARY. The example companies, organizations, products, people, and events depicted herein are fictitious. No association with any real company, organization, product, person, or event is intended or should be inferred.

Microsoft, FrontPage, IntelliMouse, the Office logo, Outlook, PhotoDraw, PowerPoint, Windows, the Windows logo, and Windows NT are either registered trademarks or trademarks of Microsoft Corporation in the United States and/or other countries. Other product and company names mentioned herein may be the trademarks of their respective owners.

Microsoft Corporation • One Microsoft Way • Redmond, WA 98052-6399 • USA

Microsoft Canada Inc. • 320 Matheson Blvd. West • Mississauga, ON L5R 3R1 • Canada

0599 Part No. 098-82348